






UNH Department of Music
Paul Creative Arts Center
30 Academic Way
Durham, NH 03824-3538

 unh.edu/music
 facebook.com/UNHSYMS
 [@unhsyms](https://twitter.com/unhsyms)

The included pages of rhythms will give you basic outlines and ideas to help you prepare the following grooves for the jazz band audition.

- 1) Fast/ Up Tempo Swing
- 2) Medium Swing with Brushes
- 3) Slow Swing Pattern
- 4) Jazz Ballad with Brushes
- 5) Latin Rhythm
- 6) Bossa Nova
- 7) Slow Samba Pattern
- 8) Rock Ballad
- 9) Funk
- 10) Jazz Waltz
- 11) Shuffle
- 12) Jazz/Big Band Chart Reading

Play as many of these rhythms as you feel comfortable with. You do not need to know them all to audition. Use the included pages of rhythms as outlines to help prepare the basic grooves. You do not need to play everything exactly as written on the pages. The audition will consist of you playing as many of the grooves as you can concentrating on playing with good time and the correct feel for each.

(If you wish to further explore the rhythms, including the play-a-long tracks that may be used, refer to Tommy Igoe's "Groove Essentials" and "Groove Essentials 2.0" books).