






UNH Department of Music
Paul Creative Arts Center
30 Academic Way
Durham, NH 03824-3538

 unh.edu/music
 facebook.com/UNHSYMS
 [@unhsyms](https://twitter.com/unhsyms)

Sr. SYMS Audition Requirements: Trumpet

Auditions are challenging, but they will always be part of your life as a musician. Remember that we are only trying to make the best possible placements. We do our best to make the most accurate decisions for part assignments. You can help us do that by being well prepared in advance.

Suggestions: Get to the warm-up room a few minutes before your audition. Prepare yourself physically and mentally to do your best. Dress casually. There is no need to dress to "impress the judge." Introduce yourself as you enter the room; the people listening to you are likely to become your teachers throughout the duration of the program. Hand the judges your audition card. Try not to let nerves bother you too much. Almost everyone gets nervous, and the judges know that. They will do the best they can to place you properly. Instrumental auditions require you to play scales, perform prepared pieces, and to sight-read.

Scales:

A Major and Bb Major – 2 octaves, written pitch, slurred up and down, and in one breath.
Chromatic scale – beginning on low C, slur up as high as you can and back down in one breath.

Prepared Selections: You should prepare about 32 measures from solo music or etudes written for your instrument. Your choices should demonstrate tone and lyrical phrasing, as well as articulation and technique. You might choose two separate pieces, or two contrasting sections of one piece. You have only about four minutes time to play your prepared selection(s).

Sight-reading: Music will be given to you to play at sight near the end of your audition. Take a moment to look through it to identify challenging places in the music.

Jazz Band: Play the appropriate posted jazz etude and improvise to the Blues with a recorded rhythm section

Note: Be sure to bring along your mutes, pencils, and valve oil. Bring a notebook for use in your master-class. We hope that you will all consider taking private lessons. The lessons give you a chance to work one on one with our wonderful faculty and to explore all aspects of trumpet playing.

Questions?

Lyndsay Boysen, Program Assistant

lyndsay.boysen@unh.edu