






UNH Department of Music
Paul Creative Arts Center
30 Academic Way
Durham, NH 03824-3538

 unh.edu/music
 facebook.com/UNHSYMS
 [@unhsyms](https://twitter.com/unhsyms)

Sr. SYMS Audition Requirements: Tuba

Auditions are challenging, but they will always be part of your life as a musician. Remember that we are only trying to make the best possible placements. We do our best to make the most accurate decisions for part assignments. You can help us do that by being well prepared in advance.

Suggestions: Get to the warm-up room a few minutes before your audition. Prepare yourself physically and mentally to do your best. Dress casually. There is no need to dress to "impress the judge." Introduce yourself as you enter the room; the people listening to you are likely to become your teachers throughout the duration of the program. Hand the judges your audition card. Try not to let nerves bother you too much. Almost everyone gets nervous, and the judges know that. They will do the best they can to place you properly. Instrumental auditions require you to play scales, perform prepared pieces, and to sight-read.

Scales:

Scales: F and Ab major 2 octaves

Advanced students: F, G, Ab, Db and A major, 2 octaves if possible

Prepared Selections: You should prepare at least 32 measures from one solo piece written for your instrument. If you wish to be considered for the top concert band or the orchestra, you should prepare 32 measures or so from each of two selections, one slow and one fast. Demonstrate tone, phrasing, articulation and technique. You have only about four minutes time to play your prepared selection.

Sight-reading: Music will be given to you to play at sight near the end of your audition. Take a moment to look through it to identify challenging places in the music.

Questions?

Lyndsay Boysen, Program Assistant
lyndsay.boysen@unh.edu