




Single Assessment Institution-Level Pass Rate Data: Traditional Teacher Preparation Program Within IHE

		HEOA - Title II 2017 - 2018 Academic Year									
Institution Name		UNIVERSITY OF NEW HAMPSHIRE									
Institution Code		3918									
State		New Hampshire									
							February 1, 2019				
Assessment Information ¹	Group	Number Taking Assessment	Number Passing Assessment	Institutional Pass Rate	Institutional Average Scaled Score	Assessment Cut Score ²	Statewide				
							Number Taking Assessment	Number Passing Assessment	Statewide Pass Rate	Statewide Average Scaled Score	
ART CONTENT KNOWLEDGE (5134) Test Company: ETS Score Range: 100-200	All enrolled students who have completed all nonclinical courses, 2017-18						1				
	Other enrolled students, 2017-18						2				
	All program completers, 2017-18	2				158	6				
	All program completers, 2016-17	4				158	13	11	85%	168	
	All program completers, 2015-16	2				158	12	11	92%	171	
BIOLOGY CONTENT KNOWLEDGE (0235) Test Company: ETS Score Range: 100-200	All enrolled students who have completed all nonclinical courses, 2017-18	1				153	2				
	Other enrolled students, 2017-18						2				
	All program completers, 2017-18	1				153	7				
	All program completers, 2016-17	2				153	16	16	100%	172	
	All program completers, 2015-16	6				153	17	17	100%	172	
CHEMISTRY CONTENT KNOWLEDGE (0245) Test Company: ETS Score Range: 100-200	All enrolled students who have completed all nonclinical courses, 2017-18						2				
	Other enrolled students, 2017-18										
	All program completers, 2017-18						4				
	All program completers, 2016-17						3				
	All program completers, 2015-16	2				153	2				
CORE ACADEMIC SKILLS FOR ED: MATH (5732) Test Company: ETS Score Range: 100-200	All enrolled students who have completed all nonclinical courses, 2017-18	127	126	99%	174	150	293	265	90%	167	
	Other enrolled students, 2017-18	10	6	60%	154	150	532	451	85%	163	
	All program completers, 2017-18	57	52	91%	166	150	380	364	96%	167	
	All program completers, 2016-17	55	51	93%	167	150	460	447	97%	167	
	All program completers, 2015-16	78	76	97%	172	150	354	344	97%	168	


Single Assessment Institution-Level Pass Rate Data: *Traditional Teacher Preparation Program Within IHE*

		HEOA - Title II 2017 - 2018 Academic Year									
Institution Name		UNIVERSITY OF NEW HAMPSHIRE									
Institution Code		3918									
State		New Hampshire									
							February 1, 2019				
Assessment Information ¹	Group	Number Taking Assessment	Number Passing Assessment	Institutional Pass Rate	Institutional Average Scaled Score	Assessment Cut Score ²	Statewide				
							Number Taking Assessment	Number Passing Assessment	Statewide Pass Rate	Statewide Average Scaled Score	
CORE ACADEMIC SKILLS FOR ED: READING (5712) Test Company: ETS Score Range: 100-200	All enrolled students who have completed all nonclinical courses, 2017-18	127	126	99%	187	156	277	271	98%	182	
	Other enrolled students, 2017-18	9				156	509	495	97%	180	
	All program completers, 2017-18	53	53	100%	183	156	358	356	99%	182	
	All program completers, 2016-17	49	47	96%	181	156	435	431	99%	180	
	All program completers, 2015-16	74	74	100%	186	156	335	335	100%	183	
CORE ACADEMIC SKILLS FOR ED: WRITING (5722) Test Company: ETS Score Range: 100-200	All enrolled students who have completed all nonclinical courses, 2017-18	127	123	97%	175	162	280	264	94%	172	
	Other enrolled students, 2017-18	9				162	506	447	88%	169	
	All program completers, 2017-18	52	50	96%	174	162	357	351	98%	172	
	All program completers, 2016-17	47	46	98%	173	162	432	428	99%	172	
	All program completers, 2015-16	70	69	99%	175	162	334	327	98%	173	
EARLY CHILDHOOD CONTENT KNOWLEDGE (5022) Test Company: ETS Score Range: 100-200	All enrolled students who have completed all nonclinical courses, 2017-18						2				
	Other enrolled students, 2017-18						1				
	All program completers, 2017-18						1				
	All program completers, 2016-17	2				161	4				
	All program completers, 2015-16	2				161	16	16	100%	178	
EARTH AND SPACE SCIENCES - CK (5571) Test Company: ETS Score Range: 100-200	All enrolled students who have completed all nonclinical courses, 2017-18										
	Other enrolled students, 2017-18										
	All program completers, 2017-18						1				
	All program completers, 2016-17	1				148	2				
	All program completers, 2015-16	1				148	1				


Single Assessment Institution-Level Pass Rate Data: Traditional Teacher Preparation Program Within IHE

		HEOA - Title II 2017 - 2018 Academic Year								
Institution Name		UNIVERSITY OF NEW HAMPSHIRE								
Institution Code		3918								
State		New Hampshire								
							February 1, 2019			
Assessment Information ¹	Group	Number Taking Assessment	Number Passing Assessment	Institutional Pass Rate	Institutional Average Scaled Score	Assessment Cut Score ²	Statewide			
							Number Taking Assessment	Number Passing Assessment	Statewide Pass Rate	Statewide Average Scaled Score
EDUCATION OF YOUNG CHILDREN (5024) Test Company: ETS Score Range: 100-200	All enrolled students who have completed all nonclinical courses, 2017-18						10	9	90%	169
	Other enrolled students, 2017-18						14	12	86%	169
	All program completers, 2017-18	3				160	30	30	100%	173
	All program completers, 2016-17	5				160	45	42	93%	171
	All program completers, 2015-16	5				160	19	17	89%	174
ELEM ED MULTI SUBJ MATHEMATICS (DISC) (5033) Test Company: ETS Score Range: 100-200	All enrolled students who have completed all nonclinical courses, 2017-18						2			
	Other enrolled students, 2017-18									
	All program completers, 2017-18						2			
	All program completers, 2016-17						11	11	100%	177
	All program completers, 2015-16	5				164	66	64	97%	174
ELEM ED MULTI SUBJ MATHEMATICS (5003) Test Company: ETS Score Range: 100-200	All enrolled students who have completed all nonclinical courses, 2017-18	8				157	70	67	96%	179
	Other enrolled students, 2017-18						111	106	95%	178
	All program completers, 2017-18	11	11	100%	181	157	173	170	98%	178
	All program completers, 2016-17	23	22	96%	180	157	232	223	96%	175
	All program completers, 2015-16	29	29	100%	178	157	200	191	96%	174
ELEM ED MULTI SUBJ READING LANG ARTS (DISC) (5032) Test Company: ETS Score Range: 100-200	All enrolled students who have completed all nonclinical courses, 2017-18						2			
	Other enrolled students, 2017-18									
	All program completers, 2017-18						3			
	All program completers, 2016-17						14	14	100%	184
	All program completers, 2015-16	5				165	94	93	99%	180


Single Assessment Institution-Level Pass Rate Data: Traditional Teacher Preparation Program Within IHE

		HEOA - Title II 2017 - 2018 Academic Year								
Institution Name		UNIVERSITY OF NEW HAMPSHIRE								
Institution Code		3918								
State		New Hampshire								
							February 1, 2019			
Assessment Information ¹	Group	Number Taking Assessment	Number Passing Assessment	Institutional Pass Rate	Institutional Average Scaled Score	Assessment Cut Score ²	Statewide			
							Number Taking Assessment	Number Passing Assessment	Statewide Pass Rate	Statewide Average Scaled Score
ELEM ED MULTI SUBJ READING LANG ARTS (5002) Test Company: ETS Score Range: 100-200	All enrolled students who have completed all nonclinical courses, 2017-18	8				157	70	63	90%	168
	Other enrolled students, 2017-18						109	100	92%	168
	All program completers, 2017-18	11	11	100%	175	157	170	166	98%	173
	All program completers, 2016-17	23	23	100%	175	157	229	220	96%	171
	All program completers, 2015-16	29	29	100%	175	157	171	163	95%	171
ELEM ED MULTI SUBJ SCIENCES (DISC) (5035) Test Company: ETS Score Range: 100-200	All enrolled students who have completed all nonclinical courses, 2017-18						2			
	Other enrolled students, 2017-18									
	All program completers, 2017-18						3			
	All program completers, 2016-17						14	13	93%	176
	All program completers, 2015-16	5				159	82	81	99%	172
ELEM ED MULTI SUBJ SCIENCES (5005) Test Company: ETS Score Range: 100-200	All enrolled students who have completed all nonclinical courses, 2017-18	8				159	68	62	91%	171
	Other enrolled students, 2017-18						108	89	82%	169
	All program completers, 2017-18	11	11	100%	170	159	170	165	97%	171
	All program completers, 2016-17	23	22	96%	173	159	229	206	90%	170
	All program completers, 2015-16	29	29	100%	171	159	183	166	91%	168
ELEM ED MULTI SUBJ SOCIAL STUDIES (DISC) (5034) Test Company: ETS Score Range: 100-200	All enrolled students who have completed all nonclinical courses, 2017-18						3			
	Other enrolled students, 2017-18									
	All program completers, 2017-18						3			
	All program completers, 2016-17						14	13	93%	173
	All program completers, 2015-16	5				155	84	82	98%	169


Single Assessment Institution-Level Pass Rate Data: Traditional Teacher Preparation Program Within IHE

		HEOA - Title II 2017 - 2018 Academic Year								
Institution Name		UNIVERSITY OF NEW HAMPSHIRE								
Institution Code		3918								
State		New Hampshire								
							Statewide February 1, 2019			
Assessment Information ¹	Group	Number Taking Assessment	Number Passing Assessment	Institutional Pass Rate	Institutional Average Scaled Score	Assessment Cut Score ²	Number Taking Assessment	Number Passing Assessment	Statewide Pass Rate	Statewide Average Scaled Score
ELEM ED MULTI SUBJ SOCIAL STUDIES (5004) Test Company: ETS Score Range: 100-200	All enrolled students who have completed all nonclinical courses, 2017-18	8				155	67	58	87%	165
	Other enrolled students, 2017-18						109	86	79%	164
	All program completers, 2017-18	11	9	82%	166	155	170	157	92%	168
	All program completers, 2016-17	23	22	96%	170	155	229	205	90%	166
	All program completers, 2015-16	29	29	100%	168	155	181	161	89%	164
ENGLISH LANGUAGE ARTS: CONTENT AND ANALYSIS (5039) Test Company: ETS Score Range: 100-200	All enrolled students who have completed all nonclinical courses, 2017-18	1				168	4			
	Other enrolled students, 2017-18						5			
	All program completers, 2017-18	8				168	30	29	97%	179
	All program completers, 2016-17	12	12	100%	180	168	40	40	100%	178
	All program completers, 2015-16	8				168	44	43	98%	178
FRENCH WORLD LANGUAGE (5174) Test Company: ETS Score Range: 100-200	All enrolled students who have completed all nonclinical courses, 2017-18									
	Other enrolled students, 2017-18									
	All program completers, 2017-18						1			
	All program completers, 2016-17						1			
	All program completers, 2015-16						1			
MATHEMATICS CONTENT KNOWLEDGE (5161) Test Company: ETS Score Range: 100-200	All enrolled students who have completed all nonclinical courses, 2017-18	2				160	8			
	Other enrolled students, 2017-18						3			
	All program completers, 2017-18	2				160	13	11	85%	168
	All program completers, 2016-17	7				160	16	15	94%	170
	All program completers, 2015-16	6				160	22	19	86%	167


Single Assessment Institution-Level Pass Rate Data: *Traditional Teacher Preparation Program Within IHE*

		HEOA - Title II 2017 - 2018 Academic Year										
Institution Name		UNIVERSITY OF NEW HAMPSHIRE										
Institution Code		3918										
State		New Hampshire										
							February 1, 2019					
Assessment Information ¹		Group	Number Taking Assessment	Number Passing Assessment	Institutional Pass Rate	Institutional Average Scaled Score	Assessment Cut Score ²	Statewide				
								Number Taking Assessment	Number Passing Assessment	Statewide Pass Rate	Statewide Average Scaled Score	
MIDDLE SCHOOL ENG LANG ARTS (5047) Test Company: ETS Score Range: 100-200		All enrolled students who have completed all nonclinical courses, 2017-18						1				
		Other enrolled students, 2017-18						1				
		All program completers, 2017-18							3			
		All program completers, 2016-17							2			
		All program completers, 2015-16							4			
MIDDLE SCHOOL MATHEMATICS (5169) Test Company: ETS Score Range: 100-200		All enrolled students who have completed all nonclinical courses, 2017-18						3				
		Other enrolled students, 2017-18						7				
		All program completers, 2017-18	1				165	15	14	93%	172	
		All program completers, 2016-17	1				165	9				
		All program completers, 2015-16						13	12	92%	172	
MIDDLE SCHOOL SCIENCE (DISCONTINUED) (0439) Test Company: ETS Score Range: 100-200		All enrolled students who have completed all nonclinical courses, 2017-18										
		Other enrolled students, 2017-18										
		All program completers, 2017-18										
		All program completers, 2016-17										
		All program completers, 2015-16							1			
MIDDLE SCHOOL SCIENCE (5440) Test Company: ETS Score Range: 100-200		All enrolled students who have completed all nonclinical courses, 2017-18										
		Other enrolled students, 2017-18							3			
		All program completers, 2017-18							12	12	100%	166
		All program completers, 2016-17	1				150	16	15	94%	167	
		All program completers, 2015-16	3					150	8			

Single Assessment Institution-Level Pass Rate Data: Traditional Teacher Preparation Program Within IHE

		HEOA - Title II 2017 - 2018 Academic Year								
Institution Name	UNIVERSITY OF NEW HAMPSHIRE									
Institution Code	3918									
State	New Hampshire									
							<i>February 1, 2019</i>			
Assessment Information ¹	Group	Number Taking Assessment	Number Passing Assessment	Institutional Pass Rate	Institutional Average Scaled Score	Assessment Cut Score ²	Statewide			
							Number Taking Assessment	Number Passing Assessment	Statewide Pass Rate	Statewide Average Scaled Score
MIDDLE SCHOOL SOCIAL STUDIES (5089) Test Company: ETS Score Range: 100-200	All enrolled students who have completed all nonclinical courses, 2017-18									
	Other enrolled students, 2017-18						1			
	All program completers, 2017-18						4			
	All program completers, 2016-17						5			
	All program completers, 2015-16						4			
MUSIC CONTENT KNOWLEDGE (0113) Test Company: ETS Score Range: 100-200	All enrolled students who have completed all nonclinical courses, 2017-18	2				161	3			
	Other enrolled students, 2017-18						2			
	All program completers, 2017-18	11	11	100%	174	161	23	21	91%	170
	All program completers, 2016-17	11	10	91%	177	161	19	18	95%	176
	All program completers, 2015-16	24	23	96%	171	161	37	34	92%	170
PHYSICAL ED CONTENT AND DESIGN (5095) Test Company: ETS Score Range: 100-200	All enrolled students who have completed all nonclinical courses, 2017-18						1			
	Other enrolled students, 2017-18						3			
	All program completers, 2017-18	5				169	11	9	82%	173
	All program completers, 2016-17	8				169	24	24	100%	178
	All program completers, 2015-16						5			
PHYSICS CONTENT KNOWLEDGE (5265) Test Company: ETS Score Range: 100-200	All enrolled students who have completed all nonclinical courses, 2017-18									
	Other enrolled students, 2017-18									
	All program completers, 2017-18						2			
	All program completers, 2016-17									
	All program completers, 2015-16	1				146	2			

Single Assessment Institution-Level Pass Rate Data: Traditional Teacher Preparation Program Within IHE

		HEOA - Title II 2017 - 2018 Academic Year								
Institution Name		UNIVERSITY OF NEW HAMPSHIRE								
Institution Code		3918								
State		New Hampshire								
							February 1, 2019			
Assessment Information ¹	Group	Number Taking Assessment	Number Passing Assessment	Institutional Pass Rate	Institutional Average Scaled Score	Assessment Cut Score ²	Statewide			
							Number Taking Assessment	Number Passing Assessment	Statewide Pass Rate	Statewide Average Scaled Score
SOCIAL STUDIES CONTENT & INTERPRETATION (5086) Test Company: ETS Score Range: 100-200	All enrolled students who have completed all nonclinical courses, 2017-18						4			
	Other enrolled students, 2017-18						7			
	All program completers, 2017-18	8				153	38	37	97%	165
	All program completers, 2016-17	8				153	40	36	90%	167
	All program completers, 2015-16	6				153	31	31	100%	166
SPANISH WORLD LANGUAGE (5195) Test Company: ETS Score Range: 100-200	All enrolled students who have completed all nonclinical courses, 2017-18						1			
	Other enrolled students, 2017-18						1			
	All program completers, 2017-18	1				168	5			
	All program completers, 2016-17	1				168	2			
	All program completers, 2015-16	1				168	2			
FOUNDATIONS OF READING (ESP0090) Test Company: E.S. Pearson* Score Range: 100-300	All enrolled students who have completed all nonclinical courses, 2017-18	1				240	71	50	70%	244
	Other enrolled students, 2017-18						100	58	58%	239
	All program completers, 2017-18	19	17	89%	259	240	209	174	83%	248
	All program completers, 2016-17	45	41	91%	257	240	320	269	84%	248
	All program completers, 2015-16	51	51	100%	256	240	328	277	84%	249

Note: In cases where there are less than ten students taking the assessment or license/certificate, the number passing and pass rate are not reported.

¹Tests with multiple delivery options (computer, paper, etc.) will be noted with the assessment code for one format only.

²Cut scores may vary for groups depending upon when the cut scores are established by the state and when each group completed their teacher certification or licensure assessment.

*Questions regarding tests listed by this testing company must be addressed to your state Title II Coordinator.